





# CHECKLIST OF INCLUSION SUPPORTS FOR CAMPS 2025

**Directions:** Use this checklist to identify practical supports to help campers with diverse abilities to fully participate. Focus on making adjustments that feel natural and fit seamlessly into the camp setting.


 <h2>Environmental Adjustments</h2>	<input type="checkbox"/> Assign a buddy or group for transitions and activities.
	<input type="checkbox"/> Provide a quiet space for breaks (e.g., <i>nature corner, sensory tent</i> ).
	<input type="checkbox"/> Use planned seating during meals, activities, and campfires.
	<input type="checkbox"/> Minimize distractions in activity areas (e.g., reduce loud noises or clutter).
	<input type="checkbox"/> Clearly mark pathways and activity spaces with visual signs.
	<input type="checkbox"/> Teach and model camp expectations in positive, engaging ways.


 <h2>Activity Modifications</h2>	<input type="checkbox"/> Provide extra time to complete crafts, games, or challenges.
	<input type="checkbox"/> Offer frequent breaks during long activities or hikes.
	<input type="checkbox"/> Create alternative ways to participate in competitive games.
	<input type="checkbox"/> Allow flexible group participation (e.g., choose observer or helper roles).
	<input type="checkbox"/> Pre-teach or explain new games using demonstrations.
	<input type="checkbox"/> Simplify multi-step instructions with visual aids or gestures.


 <h2>Communication Supports</h2>	<input type="checkbox"/> Use simple, clear language when giving directions.
	<input type="checkbox"/> Pair verbal instructions with visuals or demonstrations.
	<input type="checkbox"/> Offer visual tools of daily activities.
	<input type="checkbox"/> Repeat or rephrase key instructions to ensure understanding.
	<input type="checkbox"/> Use peer mentors or counselors to help explain tasks.
	<input type="checkbox"/> Provide cue cards or gestures for campers who need extra reminders.

 <h2>Materials and Equipment</h2>	<input type="checkbox"/> Use larger, simpler print or visual instructions for crafts or games.
	<input type="checkbox"/> Provide adaptive tools (e.g., grip-friendly paintbrushes, enlarged game pieces).
	<input type="checkbox"/> Have noise-canceling headphones available for campers sensitive to sound.
	<input type="checkbox"/> Provide directions on accessing sensory tools or a sensory kit.
	<input type="checkbox"/> Ensure accessible seating and equipment for all activity areas.

# CHECKLIST OF INCLUSION SUPPORTS FOR CAMPS 2025

 <h2>Social and Interaction Supports</h2>	<input type="checkbox"/> Be strengths focused, get to know campers likes, passions and interests.
	<input type="checkbox"/> Pair campers with peer buddies for group activities, encourage teamwork and sharing.
	<input type="checkbox"/> Rotate group roles to ensure every camper feels included.
	<input type="checkbox"/> Structure opportunities for social bonding (e.g., small group icebreakers).
	<input type="checkbox"/> Teach and model turn-taking, greetings, and sharing skills.
	<input type="checkbox"/> Focus on creating shared experiences that build friendships.

 <h2>Self-management Aids</h2>	<input type="checkbox"/> Review and use a visual schedule for the whole group and make individual copies as needed.
	<input type="checkbox"/> Offer small tasks to build responsibility and confidence.
	<input type="checkbox"/> Check in regularly with campers to provide encouragement or clarify tasks.
	<input type="checkbox"/> Help campers track progress using stickers, logs, or tokens.
	<input type="checkbox"/> Encourage reflection with simple journaling or storytelling.

 <h2>Staff Supports</h2>	<input type="checkbox"/> Train counselors/staff to use inclusive and positive language.
	<input type="checkbox"/> Have counselors/staff observe and offer "stop-in" support during group activities.
	<input type="checkbox"/> Assign specific counselors/staff to provide one-on-one encouragement as needed.
	<input type="checkbox"/> Use team-teaching approaches for more structured activities (with TR/ inclusion staff).
	<input type="checkbox"/> Regularly check in with counselors/staff about how supports are working.

This practical checklist ensures every camper can enjoy a safe, inclusive, and fun camp experience while building connections and confidence!